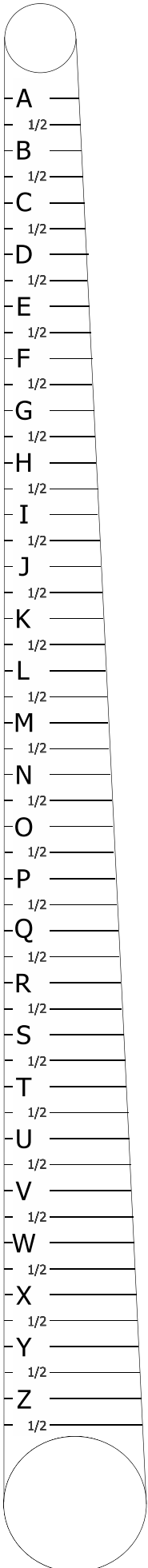
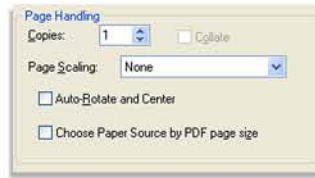


# Ring Size Ruler

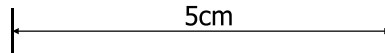


To establish her ring size, simply do the following:

- 1) Print out at 100% - make sure that the 'Page Scaling' is set to 'None' in the 'Print Handling' section of the print screen.



- 2) The line below should measure 5cm.  
If this is the case, then you have printed this page out to the correct size.



- 3) Obtain one of her existing rings.
- 4) Place the ring on the bottom of the scale opposite with its inside left edge on the left edge of the circle.
- 5) Slide the ring up the scale, looking through the center until you can just see the right hand line.
- 6) The ring size you need is shown inside the ring.



This indicates a ring with a size of P 1/2

# DEJORIA

™NATURAL DIAMONDS IN AN UNREAL WORLD